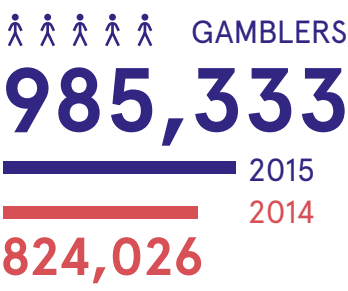


2015


ONLINE GAMBLER PROFILE ANALYSIS

WHO GAMBLES

In 2015, the games have been participated in at least once.




With respect to the previous year, an increase of **19.6%** ↑



The monthly average number of active gamblers is **379,883** it has increased by **16.2%**



4.6 months Average activity time in 2015.

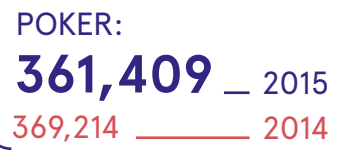
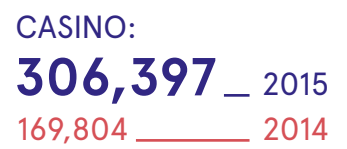
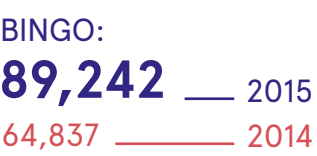


Have only gambled for a month.

Have gambled for four months or less.

WHAT DO THEY GAMBLE

Number of gamblers by activity:

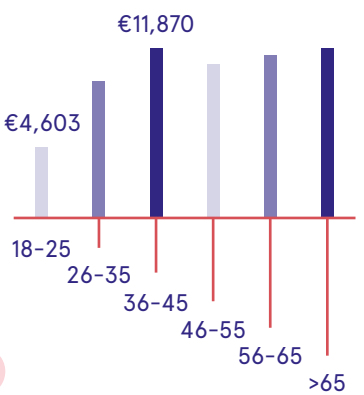


HOW MUCH IS GAMBLED

Changes in average participation:



Participation by age:



HOW MUCH IS SPENT

Payment method preferred by gamblers:



Bank card



Electronic wallet



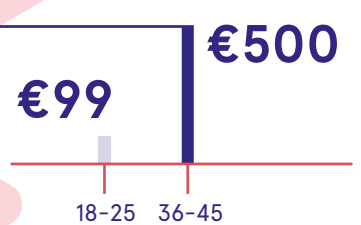
Prepaid card

€293

Average spending per gambler



Who spends most and who spends least:



Designed by relajaalcoco